

Assembly Guide

www.gl-racing.com

GLA is the first product of GL Racing. It is well received by the market and is one of the most popular 1/27 mini RC with AWD capability.


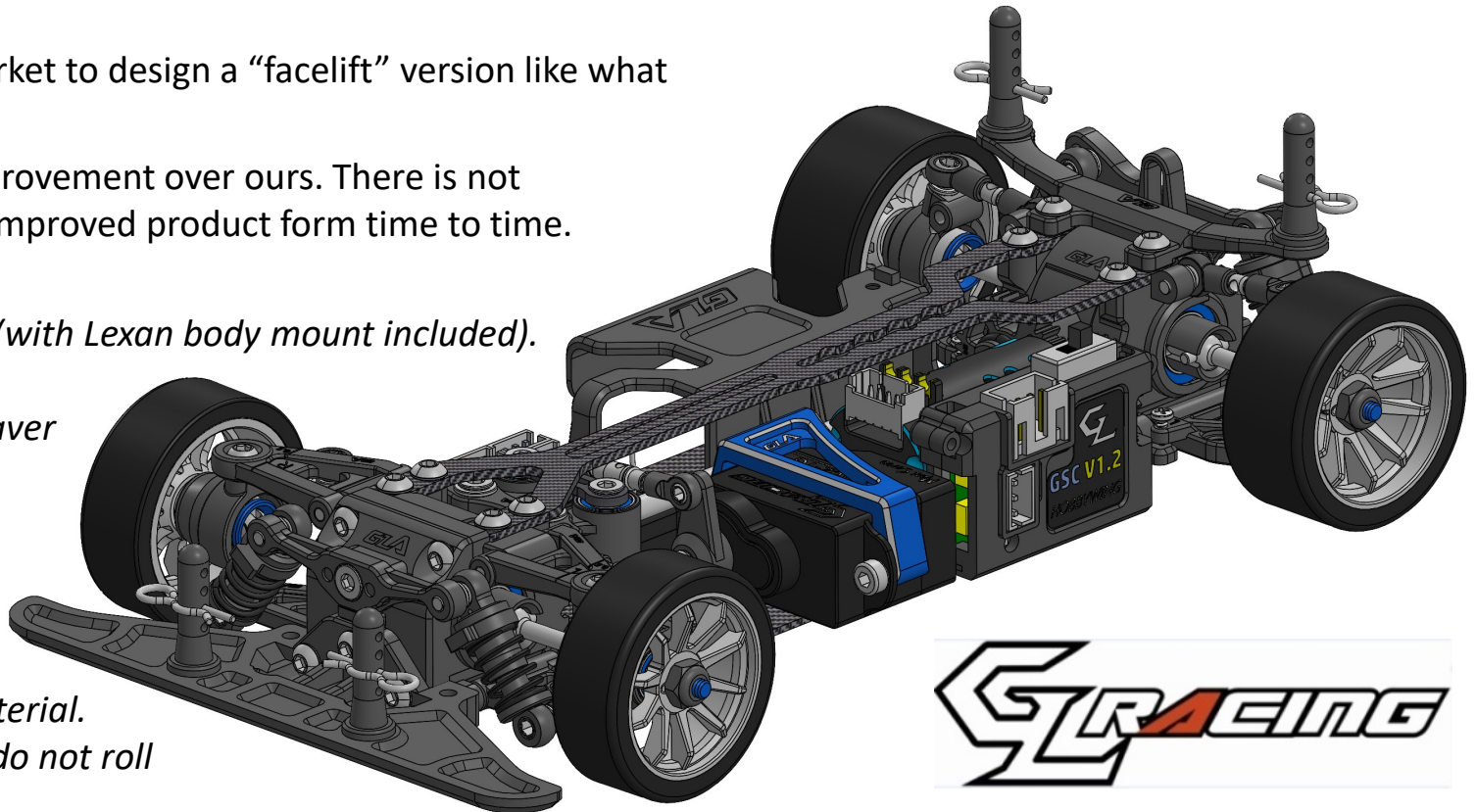
Ver01

GL Team received tremendous request from the market to design a “facelift” version like what We did for GLR-GT


It’s always GL’s goal to have our product to have improvement over ours. There is not the best product in our opinion but there is always improved product form time to time.

Giulia Features:

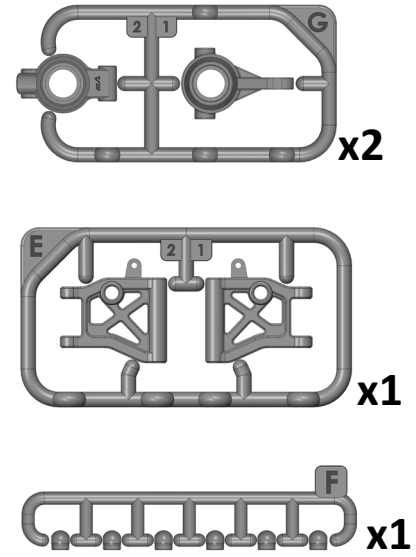
1. *Designed for using Lexan body for racing purpose (with Lexan body mount included).*
2. *102mm wheelbase.*
3. *Aluminum dual steering arms system with servo saver embedded (option).*
4. *Dust proof gear box for ball differential.*
5. *64 pitches pinion & spur gear.*
6. *New version Titanium servo.*
7. *Front & rear anti roll bars (Option).*
8. *All gears are made by more durable & smooth material.*
9. *Lexan body rear floating mount enables the body do not roll together with the chassis (Option).*



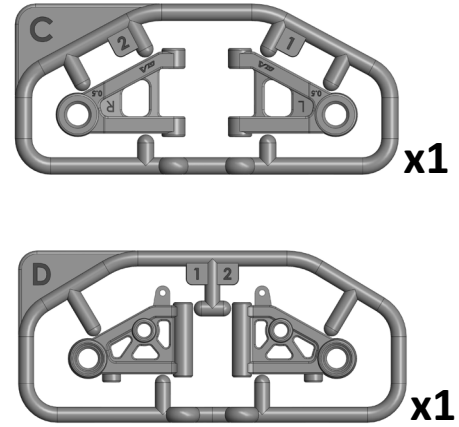
A1-Bag



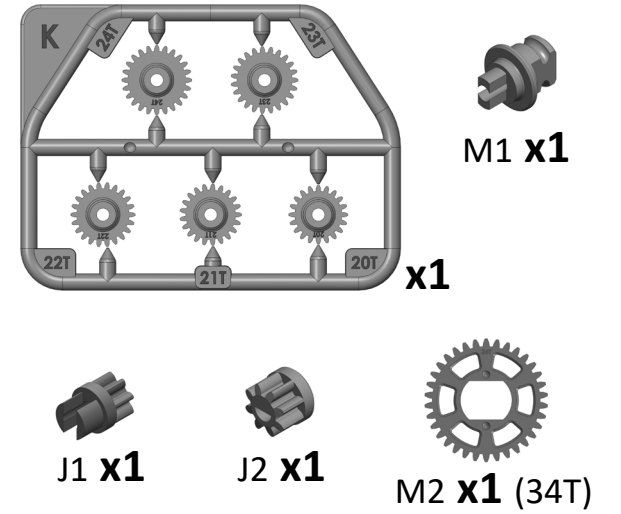
A2-Bag



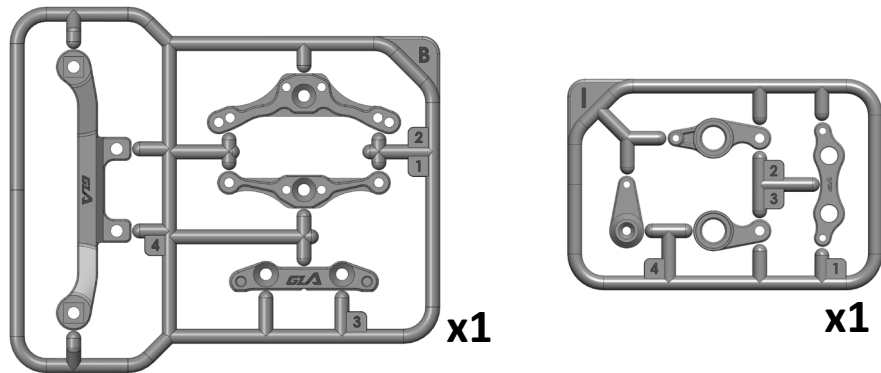
A3-Bag



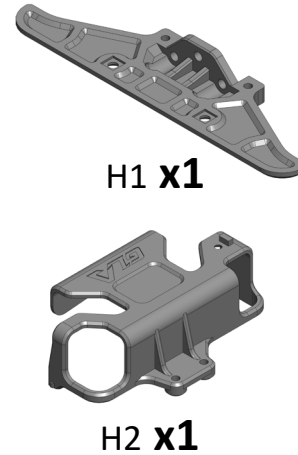
A4-Bag



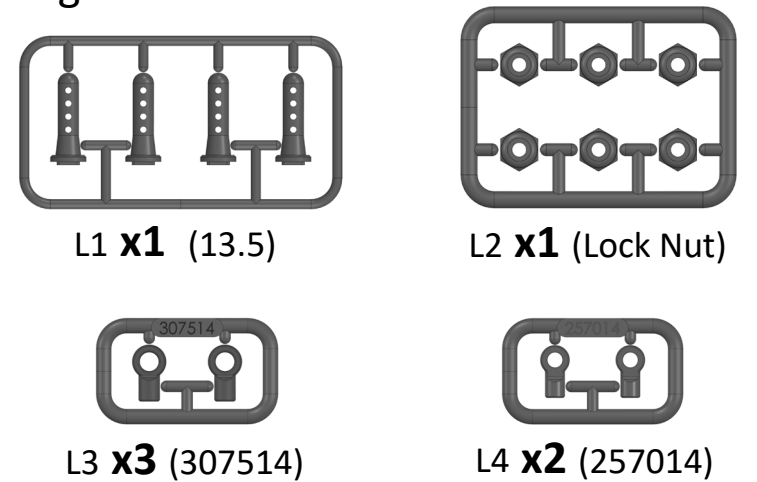
A5-Bag


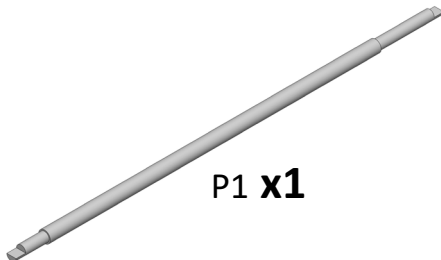



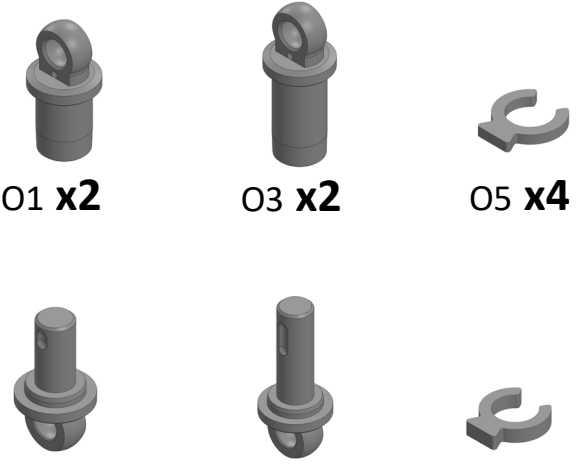
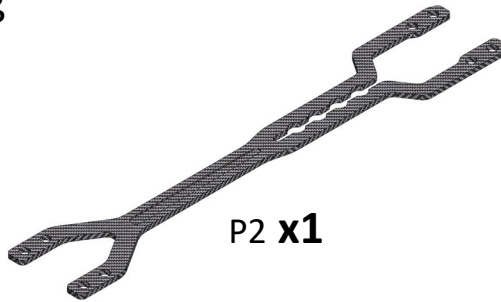


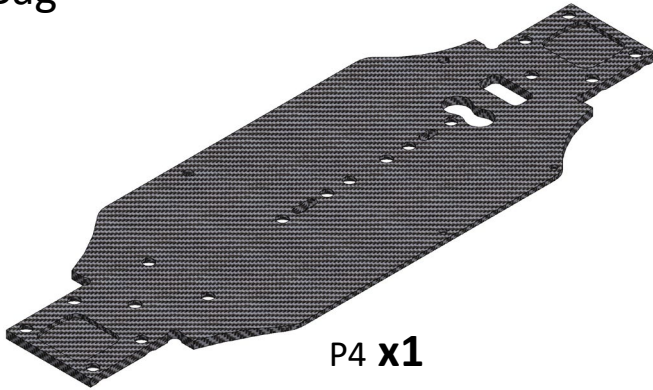











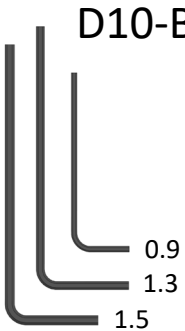





































A6-Bag



A7-Bag



<p>A8-Bag</p>  <p>N1 x2 N2 x2 N3 x2</p> <p>N4 x2 (28T) N5 x2</p>	<p>B1-Bag</p>  <p>P1 x1</p>	<p>B2-Bag</p>  <p>P3 x1</p>	<p>C1-Bag</p>  <p>Q1 x2</p>	<p>C2-Bag</p>  <p>Q2 x1</p>
<p>A9-Bag</p>  <p>O1 x2 O3 x2 O5 x4</p> <p>O2 x2 O4 x2 O6 x4</p>	<p>B3-Bag</p>  <p>P2 x1</p>	<p>C3-Bag</p>  <p>Q3 x1 Q4 x1</p>	<p>C4-Bag</p>  <p>Q5 x2 (Long) Q6 x2 (Short)</p>	
<p>B4-Bag</p>  <p>P4 x1</p>	<p>C5-Bag</p>  <p>Q7 x2 (Short)</p>	<p>C6-Bag</p>  <p>Q8 x2 (Long)</p>		


<p>D1-Bag</p>  <p>BS-2502 x4</p>	<p>D4-Bag</p>  <p>BE-3620 x14</p>  <p>BE-61025 x4</p>		<p>D5-Bag</p>  <p>R1 x4</p>  <p>R4 x21</p>	<p>D8-Bag</p>  <p>R9 x2 (11.5mm)</p>  <p>R10 x1 (14mm)</p>		<p>D10-Bag</p>  <p>0.9 1.3 1.5</p>	
<p>D2-Bag</p>  <p>BS-3025 x14</p>	 <p>BE-2525 x1</p>  <p>BE-4725 x1</p>		 <p>R2 x2</p>  <p>R5 x4</p>	<p>D9-Bag</p>  <p>PI-1510 x2 (Ø1.5x10mm)</p>  <p>PI-1513 x2 (Ø1.5x13mm)</p>  <p>R7 x2 (7.5mm)</p>		<p>D11-Bag</p>  <p>R8 x3 (Ø1.5x4x7)</p>	
<p>D3-Bag</p>  <p>BS-3502 x4</p>	<p>D6-Bag</p>  <p>R3 x2</p>	<p>D7-Bag</p>  <p>R6 x10</p>	 <p>PI-1517 x2 (Ø1.5x17mm)</p>  <p>PI-15175 x2 (Ø1.5x17.5mm)</p>				
<p>E-Bag</p>  <p>SM1 x2 (2.2x4.5x0.5)</p>  <p>SM2 x5 (3x4.5x0.1)</p>  <p>SM3 x10 (2x4x0.1)</p>  <p>SM4 x10 (2x4x0.2)</p>  <p>SM5 x10 (2x4x0.3)</p>  <p>SM6 x5 (5x7x0.1)</p>  <p>SM7 x5 (5x7x0.2)</p>  <p>SM8 x5 (5x7x0.3)</p>  <p>SM9 x5 (6x8x0.1)</p>  <p>SM10 x5 (6x8x0.2)</p>  <p>SM11 x5 (6x8x0.3)</p>				<p>F-Bag</p>  <p>x16 M2x4 KB</p>  <p>x10 M2x4 KM</p>  <p>x12 M2x4 PB</p>  <p>x2 M2x4 PM</p>  <p>x2 M2x4 Cup Head</p>  <p>x2 M2x5 KM</p>  <p>x3 M2x6 KB</p>  <p>x2 M2x12 PM</p>  <p>x5 M2x6 PB</p>  <p>x2 M1.6x4 PM</p>  <p>x7 M1.2x4 KA</p>  <p>x5 M1.2x3 PB</p>			


13mm


PI-1513 x2


17mm


PI-1517 x2


 BS-3025 x2


 M1.2x3 PB x2

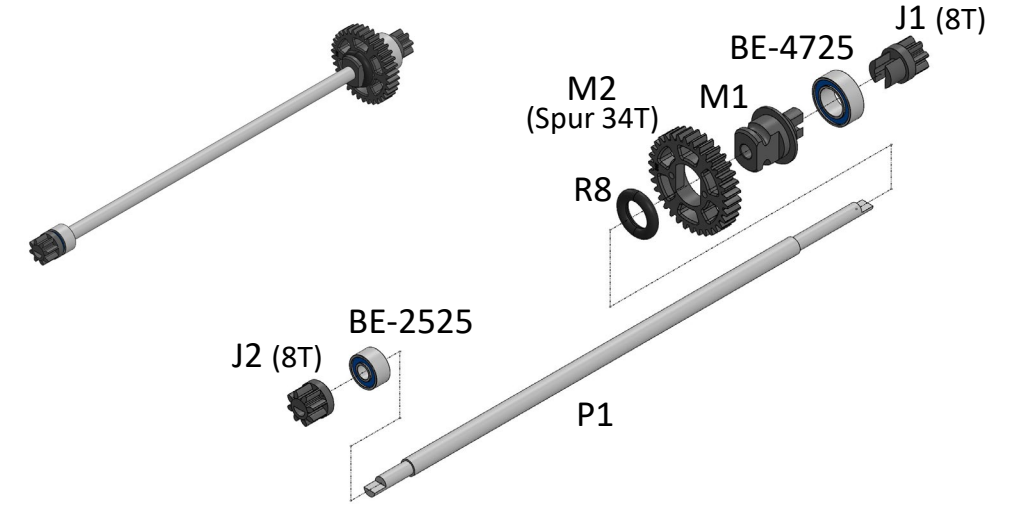
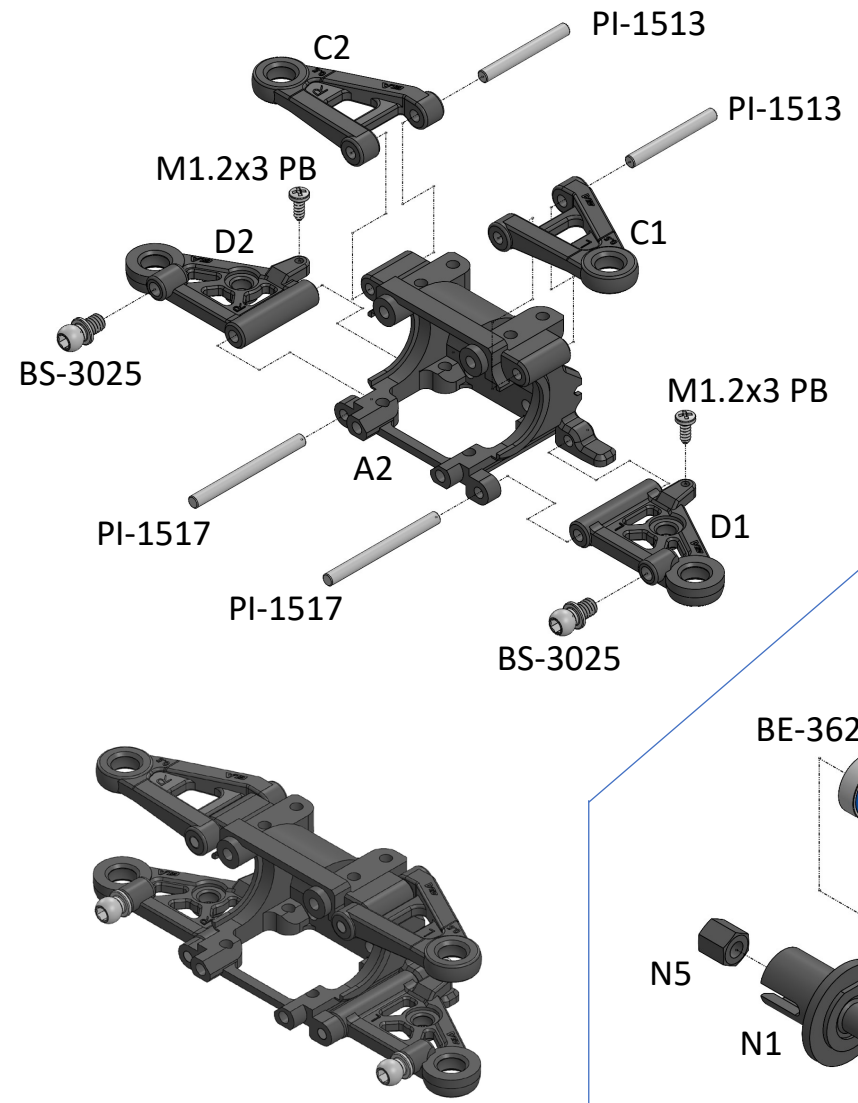
 BE-2525 x1
(2x5x2.5mm)

 BE-4725 x1
(4x7x2.5mm)

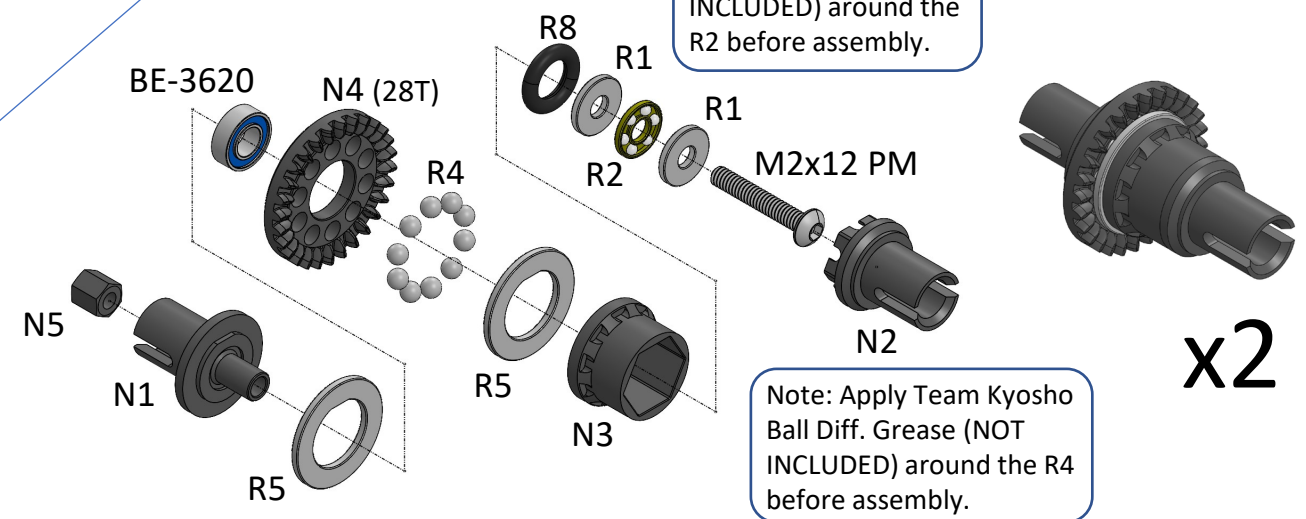
 BE-3620 x2
(3x6x2mm)

 R4 x20
(M2.0 Ball)




 M2x12 PM x2

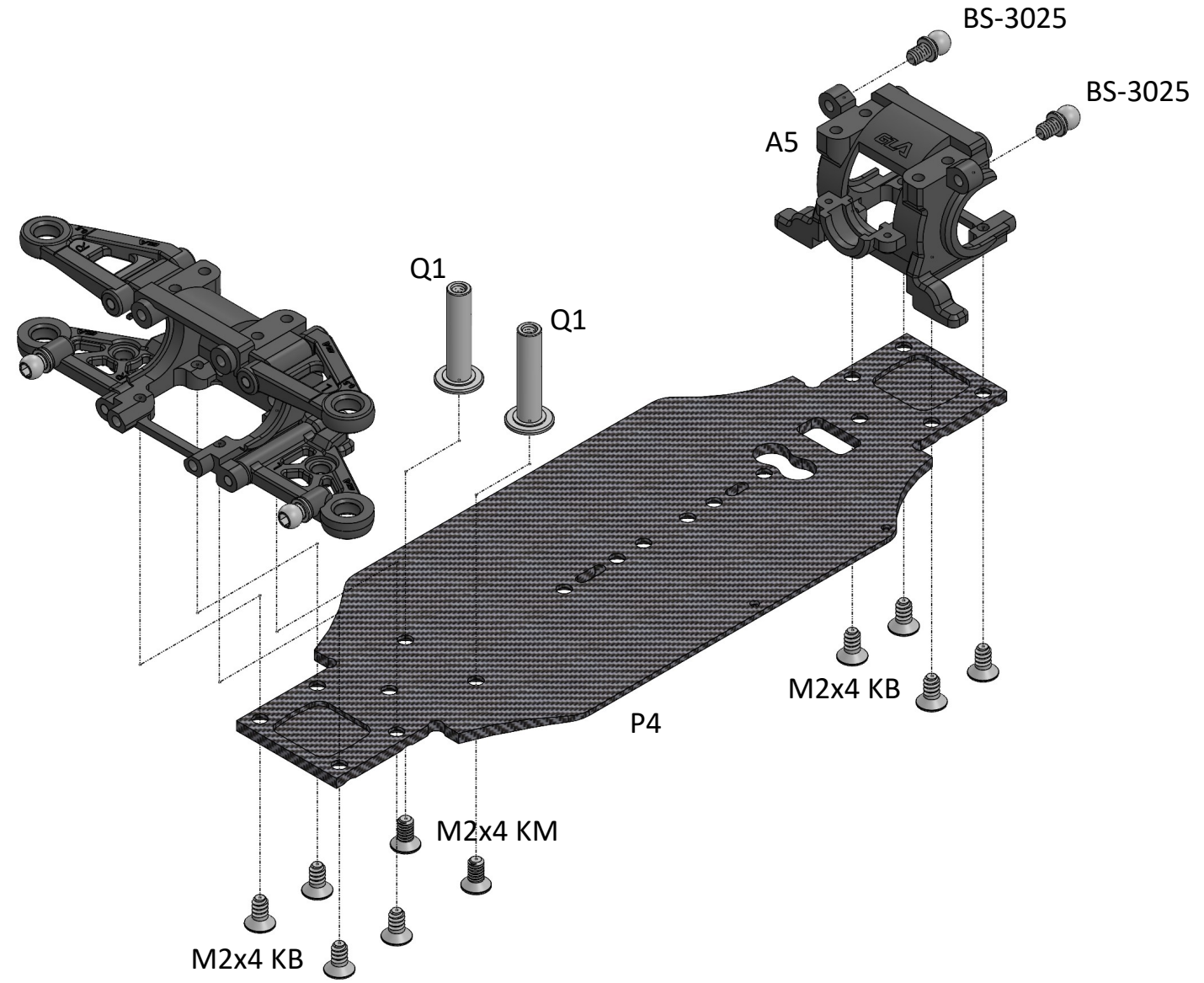





Note: Suggest to apply Black Grease (NOT INCLUDED) around the R2 before assembly.



Note: Apply Team Kyosho Ball Diff. Grease (NOT INCLUDED) around the R4 before assembly.

-  M2x4 KB x8
-  M2x4 KM x2
-  BS-3025 x2



-  M1.2x4 KA x4
-  BE-61025 x4
(6x10x2.5mm)
-  SM10 x4
(6x8x0.2mm)

Pinion & Spur Gear Options

GG-OP-020
 64p **20T**

GG-OP-021
 64p **21T**

GG-OP-022
 64p **22T**

GG-OP-023
 64p **23T**

GG-OP-024
 64p **24T**

GG-OP-033
64p **32T (Spur)**

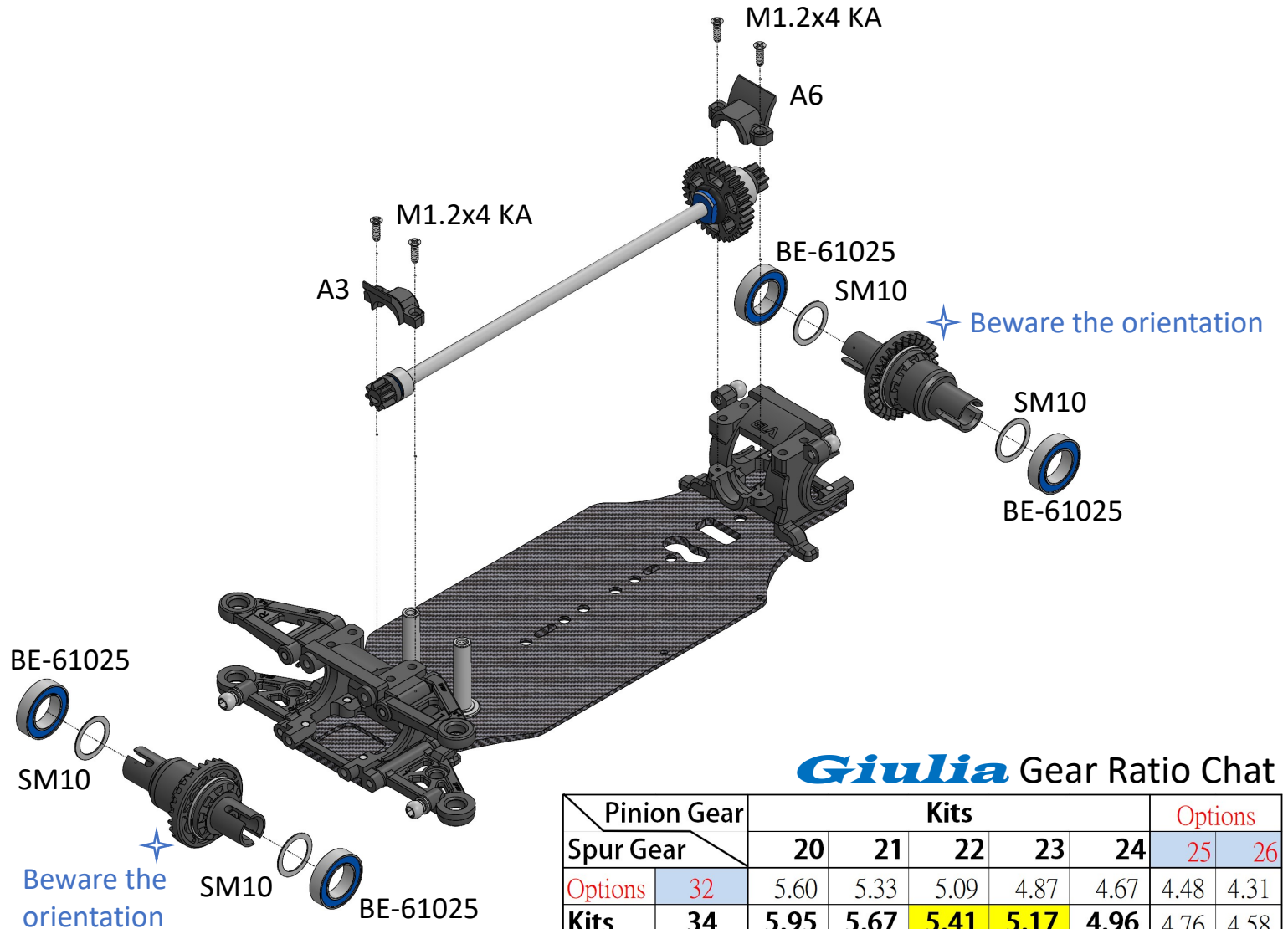


GG-OP-034
64p **36T (Spur)**






GG-OP-025
 64p **25T**


GG-OP-026
 64p **26T**




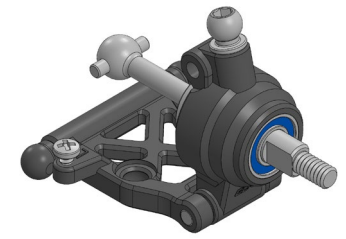
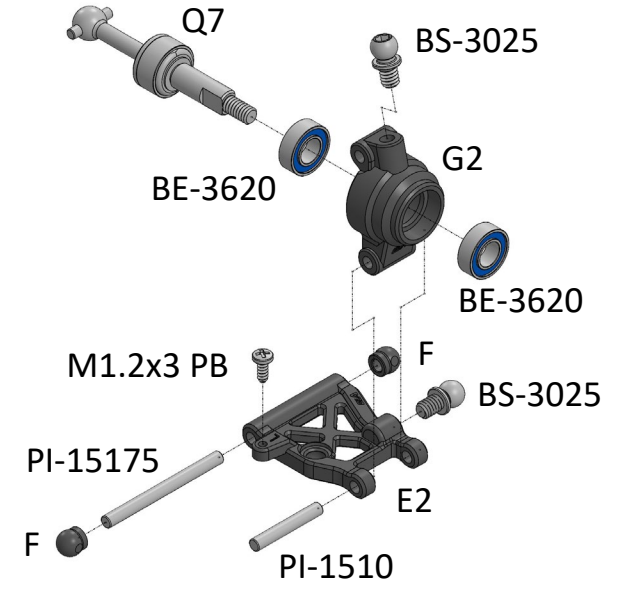

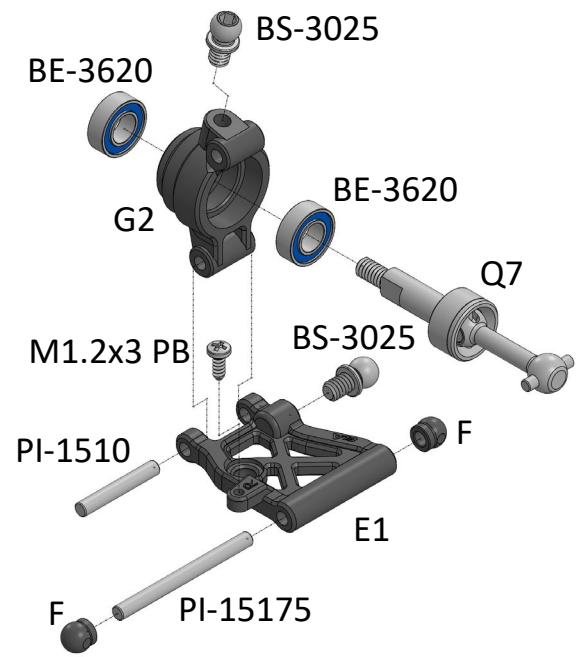
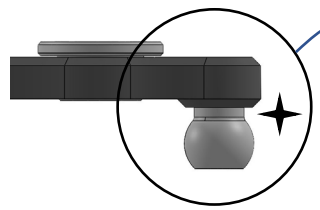
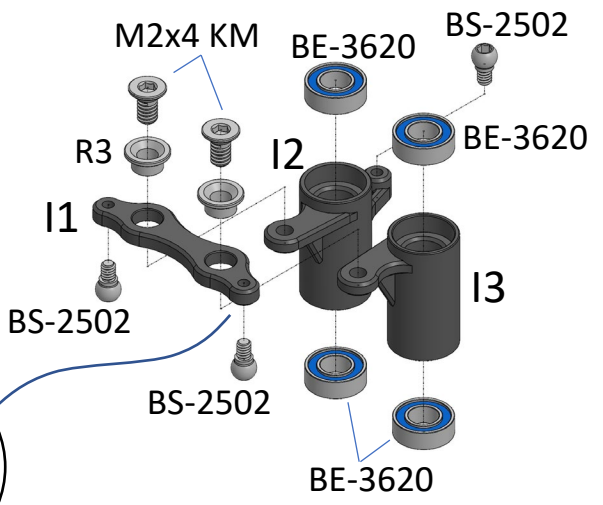
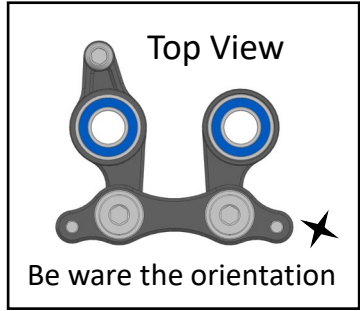
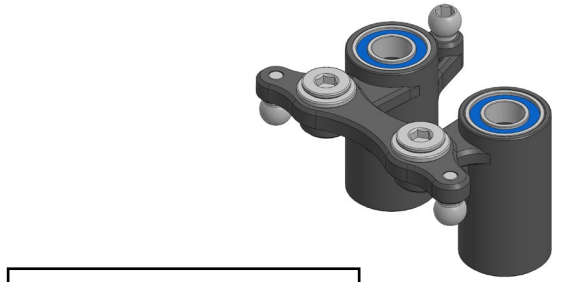
Giulia Gear Ratio Chart

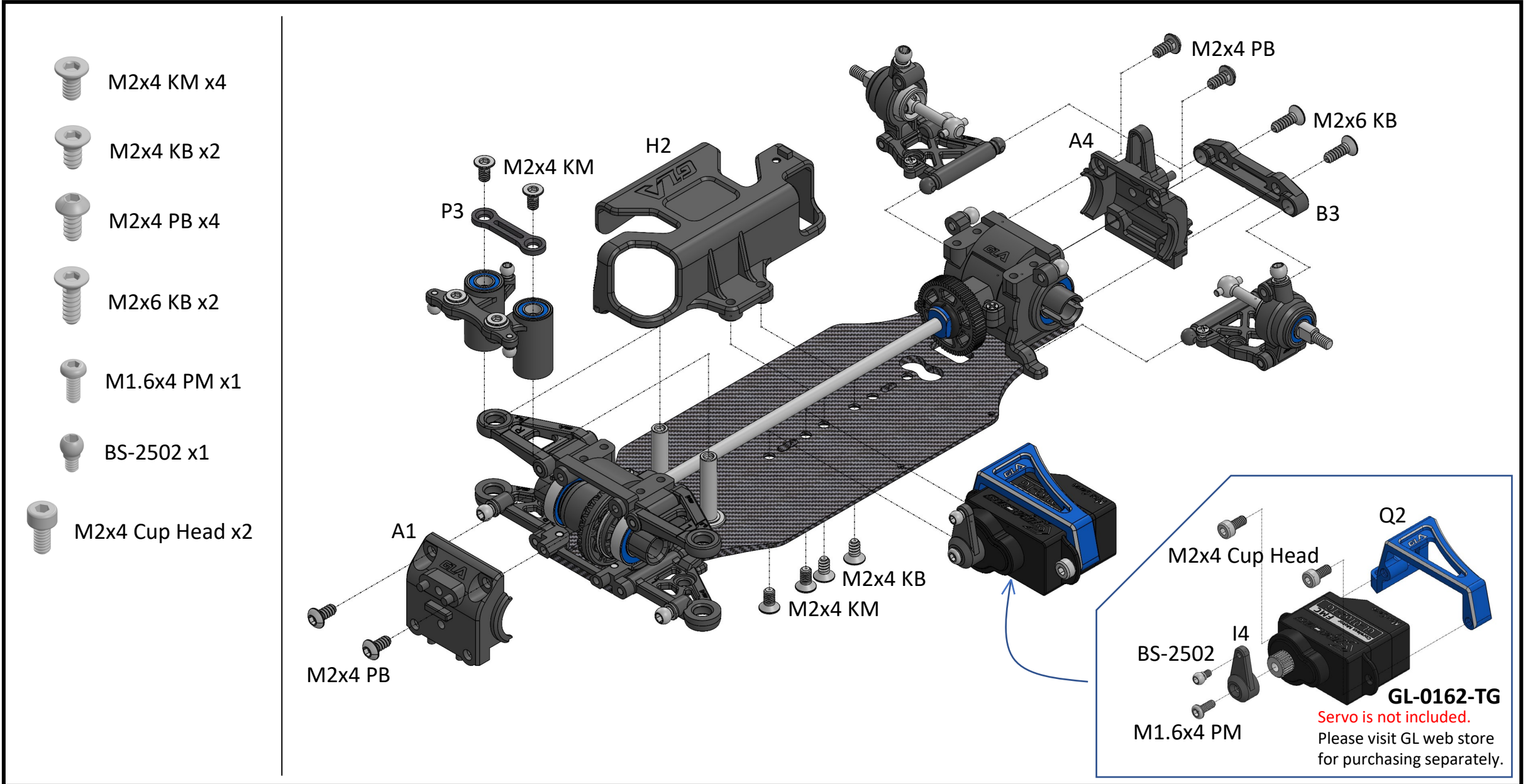
Pinion Gear \ Spur Gear	Kits					Options		
	20	21	22	23	24	25	26	
Options	32	5.60	5.33	5.09	4.87	4.67	4.48	4.31
Kits	34	5.95	5.67	5.41	5.17	4.96	4.76	4.58
Options	36	6.30	6.00	5.73	5.48	5.25	5.04	4.85

-  BS-2502 x3
-  BS-3025 x4
-  M1.2x3 PB x2
-  BE-3620 x8
(3x6x2mm)
-  M2x4 KM x2

 10mm
PI-1510 x2

 17.5mm
PI-15175 x2





SM1 x2
(2.2x4.5x0.5)

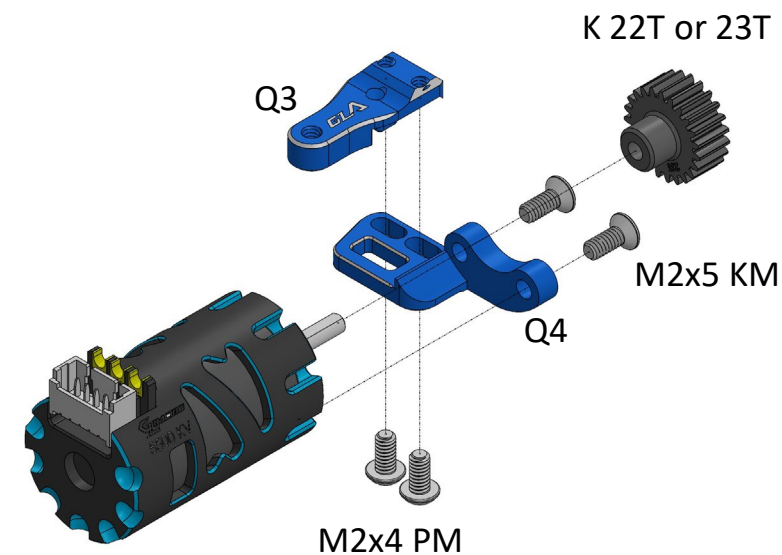
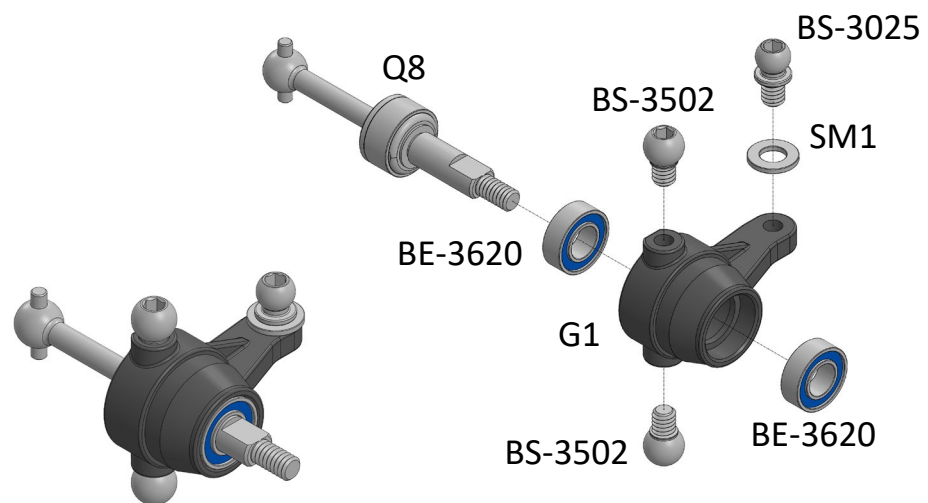
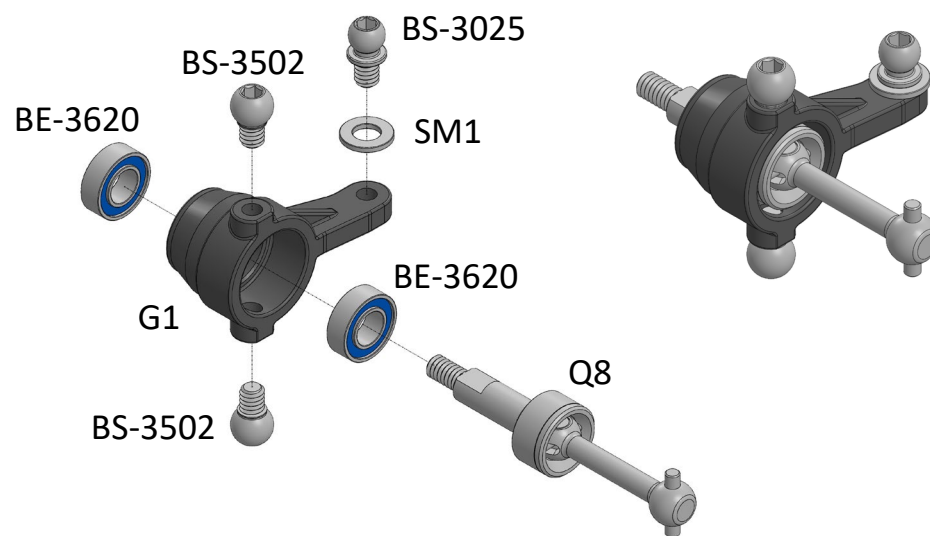
BS-3025 x2

BS-3502 x4

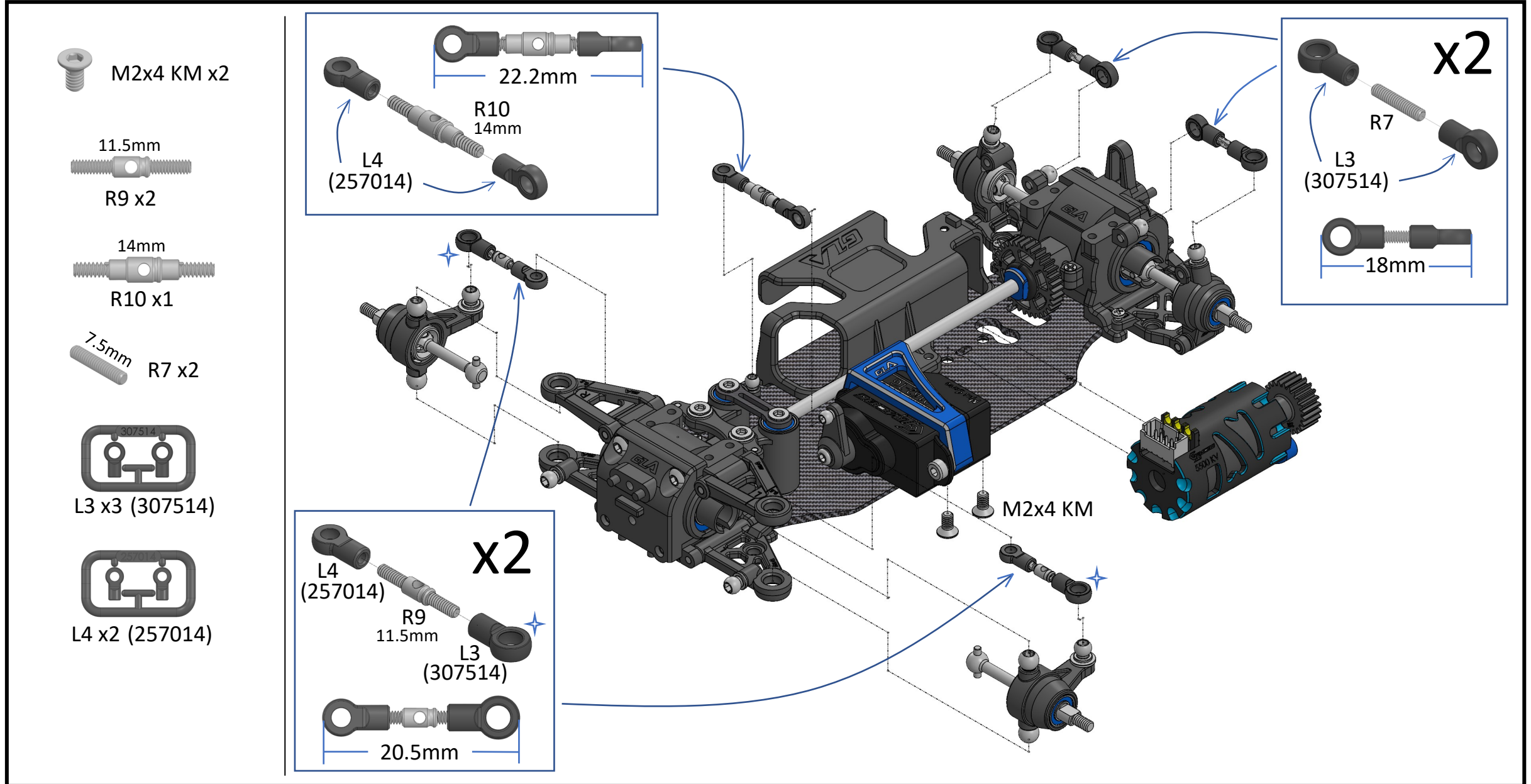
BE-3620 x4
(3x6x2mm)


M2x4 PM x2


M2x5 KM x2





Motor is not included.
Please visit GL web store
for purchasing separately.





 M1.2x4 KA x2

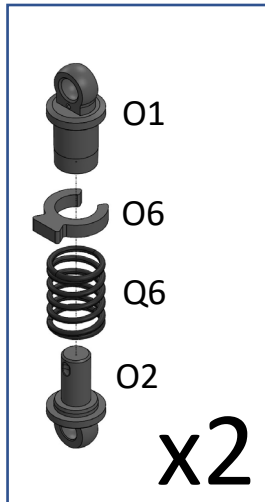
 M2x4 KB x2

 M2x4 PB x6

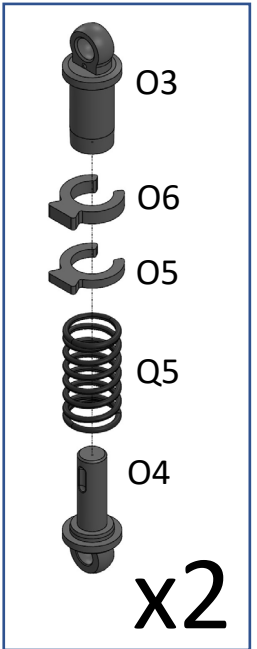
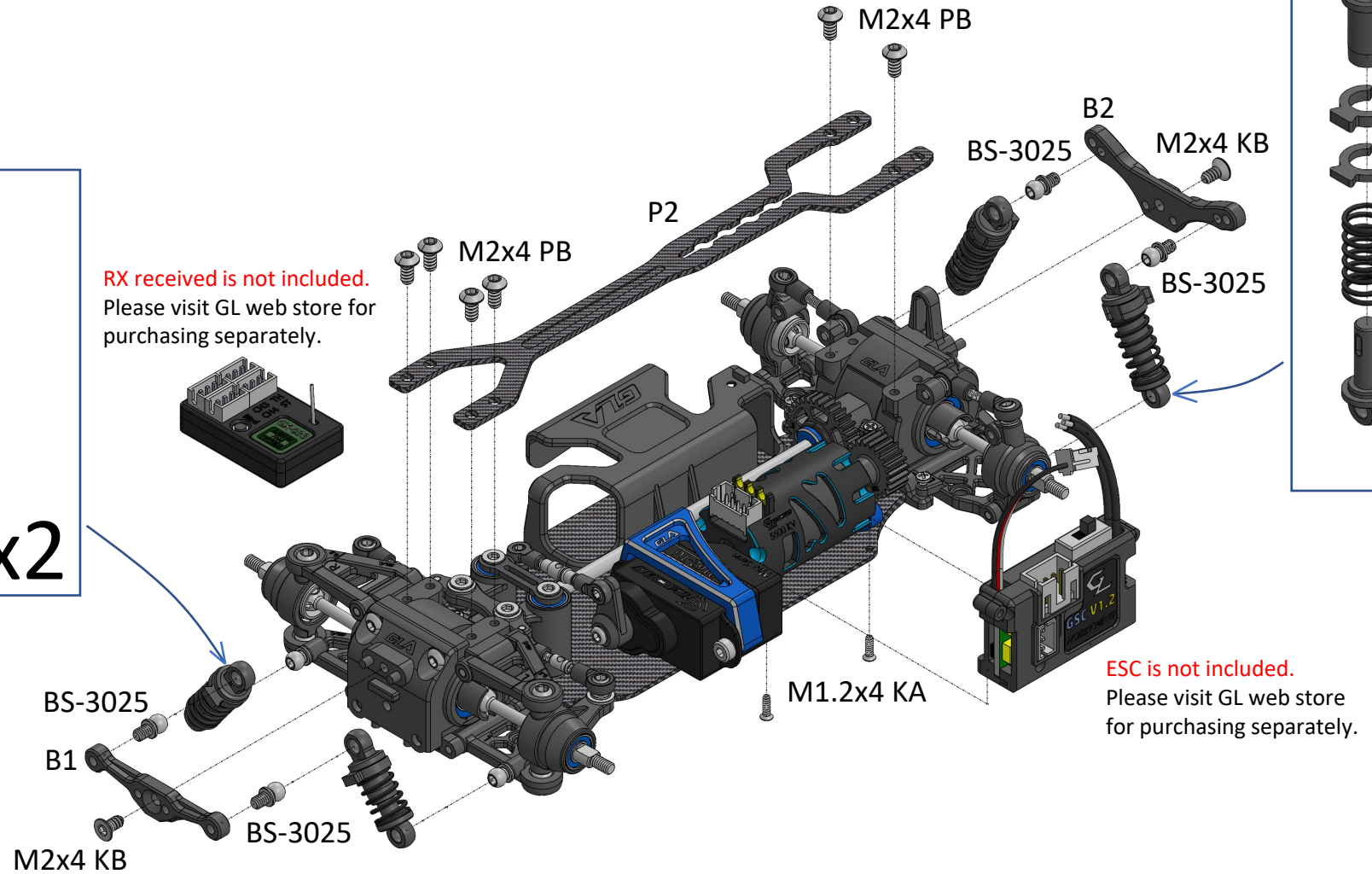
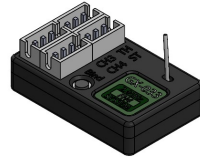
 BS-3025 x4

 Q5 x2 (Long)





 Q6 x2 (Short)

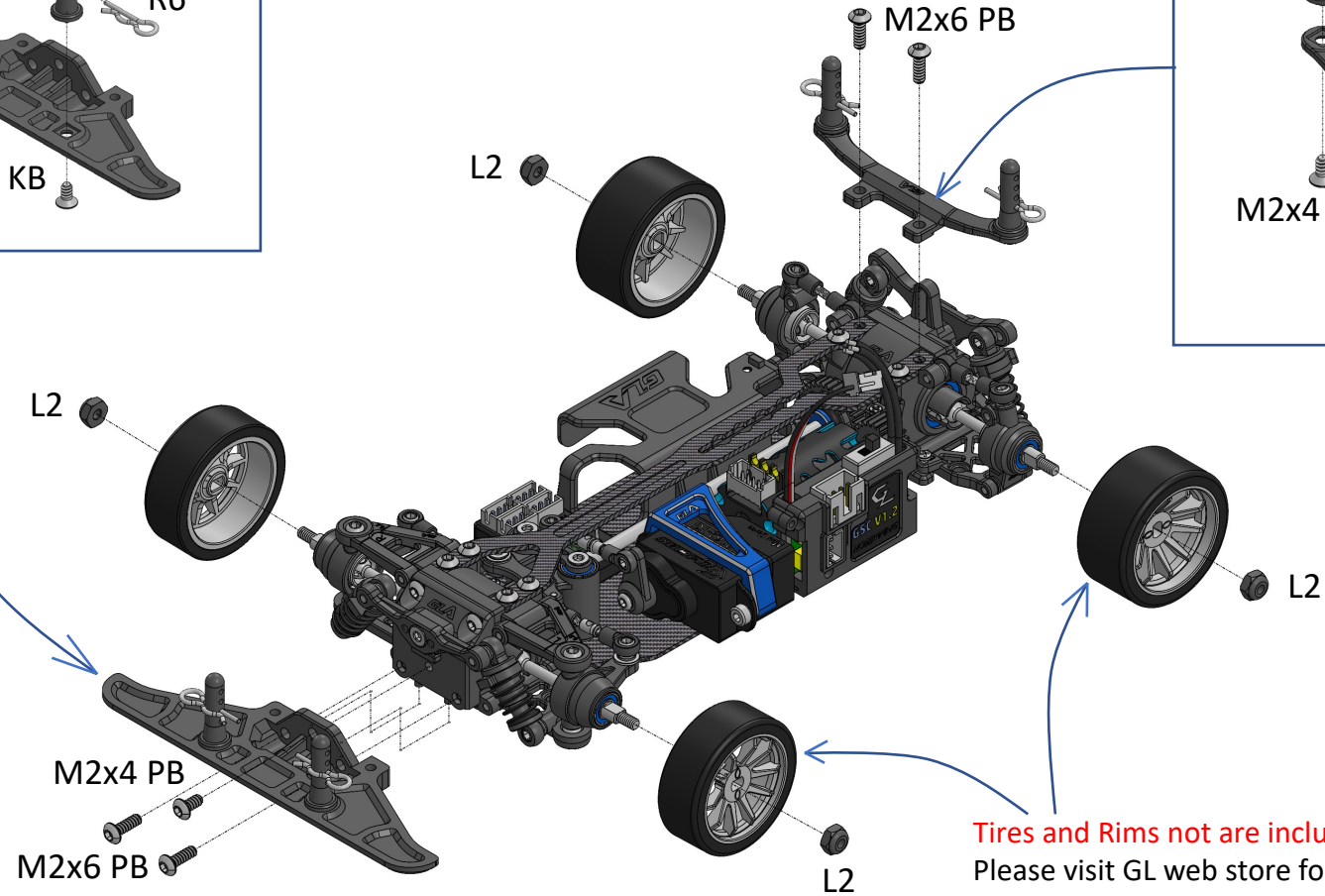
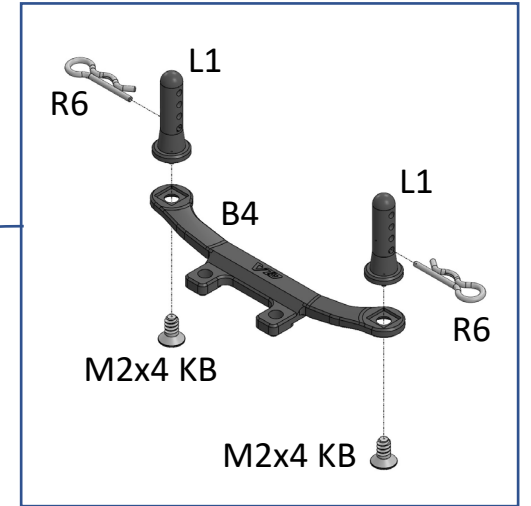
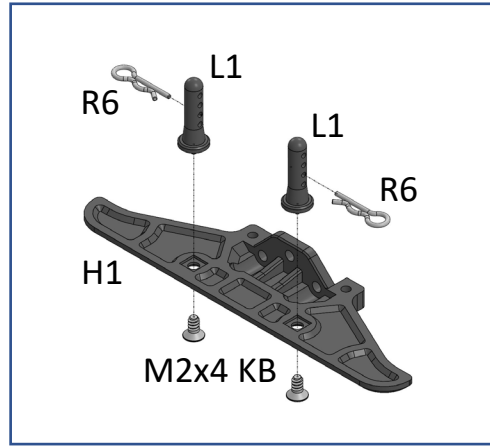


RX received is not included.
Please visit GL web store for purchasing separately.

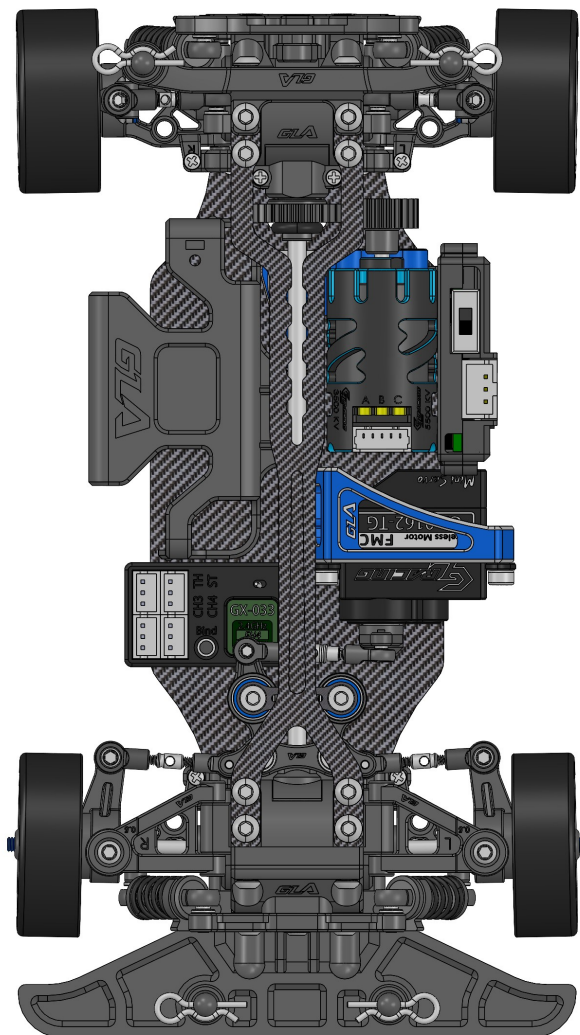


ESC is not included.
Please visit GL web store for purchasing separately.


-  M2x4 KB x4
-  M2x4 PB x1
-  M2x6 PB x4
-  R6 x4



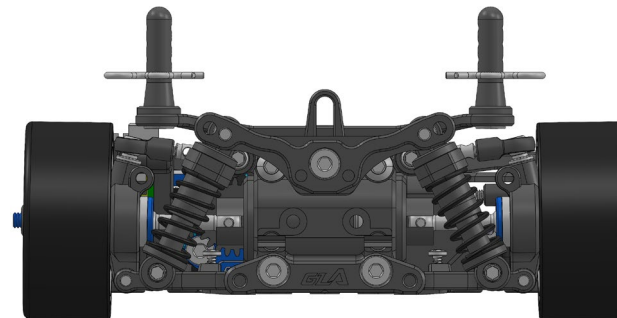
Tires and Rims not are included.
Please visit GL web store for purchasing separately.




Top View



Front View



Rear View



GG-OP-032
Giulia Bumper for P1

GG-OP-031
Giulia Bumper for VDS

GG-OP-012
Giulia Alum. Steering Knuckles

GG-OP-027
Giulia Alu. Central Shaft (102mm)

GG-OP-028
Giulia Camber Arm 1°

GG-OP-029
Giulia Camber Arm 1.5°

GG-OP-030
Giulia Camber Arm 2°

GG-OP-017
Giulia Alum. Bumper adaptor

GG-OP-004
Double Joint Drive Shaft for Giulia (Spring Steel) - 1pair

GG-OP-018
Giulia Hanging ESC Mount (For other brand use)

GG-OP-010
Giulia Shock Tower F

GL-CR-20
GL Connector

GG-OP-006
Giulia Rear Stand Post (Floating Mount)

GG-OP-013
Giulia Alum. Rear Up Right


Giulia Rear Lower Arm Pin
GG-OP-036

GG-OP-009
Giulia Spur Gear connector

GG-OP-003
Giulia Servo Saver

GL-SD-ESC-020T
Brushless sensed ESC
Giulia version

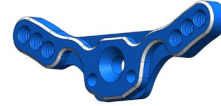
GG-OP-002
Giulia Spring Set (Long/R)



GG-OP-001
Giulia Spring Set (Short/F)



GG-OP-011
Giulia Shock Tower R



GG-OP-014
Giulia Alum. Rear Toe in Block 1°



GG-OP-015
Giulia Alum. Rear Toe in Block 2°



GG-OP-016
Giulia Alum. Rear Toe in Block 3°

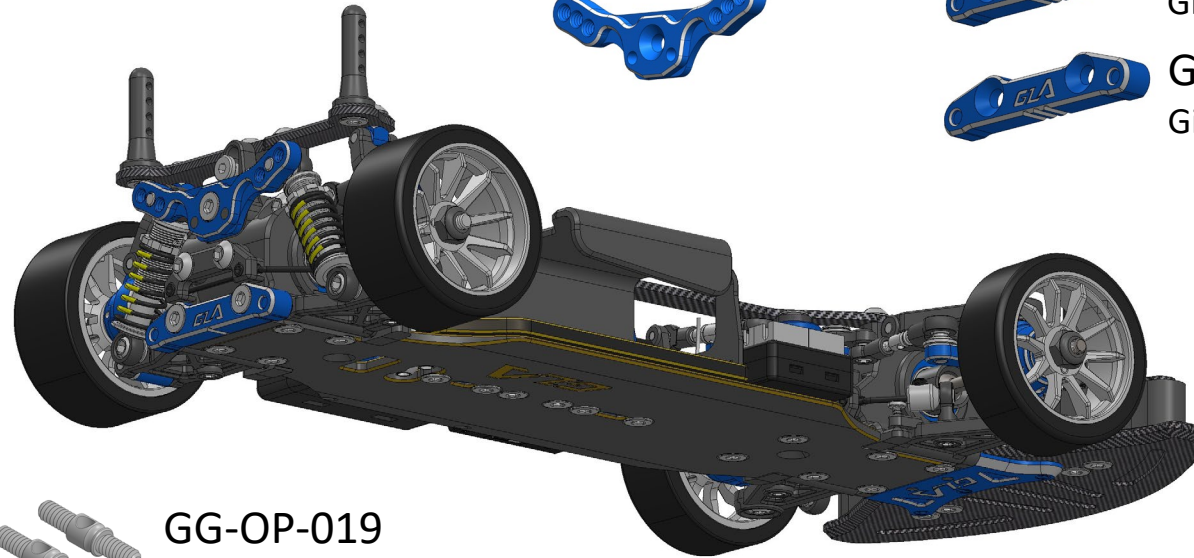
GG-OP-035-F
Giulia Screw Adjustable Shock F



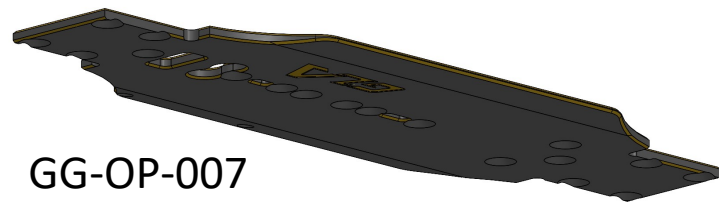

GG-OP-035-R
Giulia Screw Adjustable Shock R



GG-OP-019
Giulia Steel Turnbuckle 1 pair



GG-OP-008
Giulia weight Balancer




GG-OP-007
Giulia Brass Chassis

GG-OP-005-R
Giulia Anti Roll Bar set (Rear)



Rear

GG-OP-005-F
Giulia Anti Roll Bar set (Front)



Front

GLA-011-OP
Alum. Light Weight Ball Diff. set (GLA/AWD)



Giulia Setup Sheet

Race Track Date

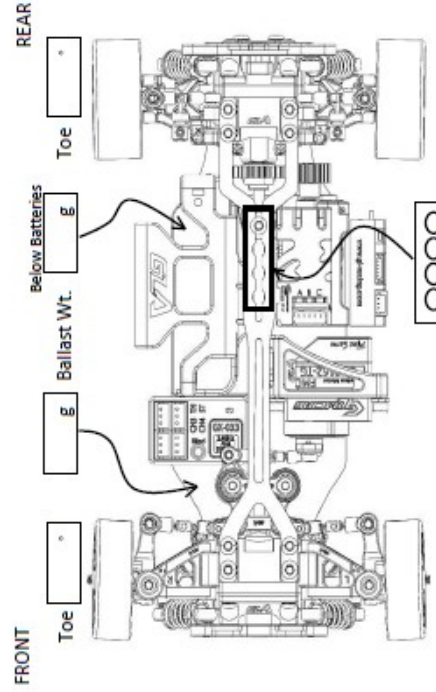


Driver
Qualify Pos.
Final Pos.
Best Lap

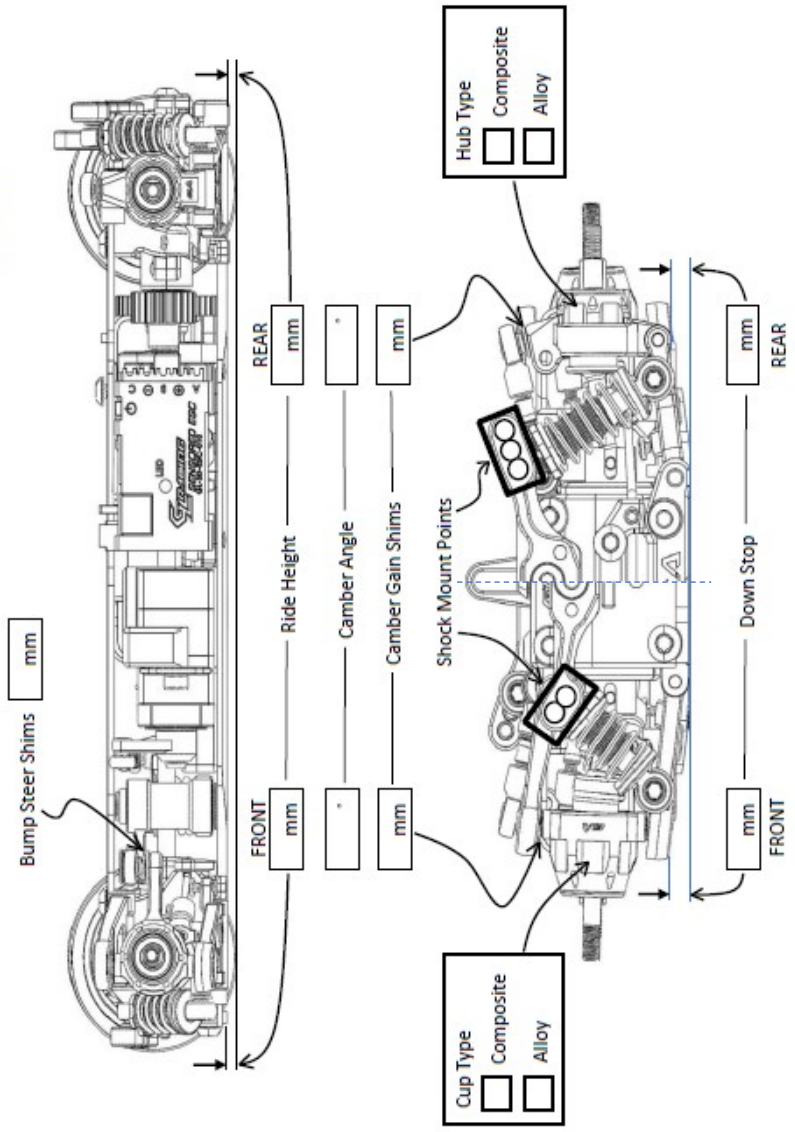
Surface	<input type="checkbox"/> RCP	<input type="checkbox"/> Carpet
Size	<input type="checkbox"/> Small	<input type="checkbox"/> Med. <input type="checkbox"/> Larger
Layout	<input type="checkbox"/> Twisty	<input type="checkbox"/> Mixed <input type="checkbox"/> Fast
Pinion	<input type="checkbox"/> Spur	<input type="checkbox"/> Ratio <input type="checkbox"/>

Motor	
Batteries	
Body	
Wing	

Key ESC settings		
Punch		Drag Brake
Timing		Initial Brake
Max Fwd		Max Brake



Front	Shock	Rear
	Oil	
	Spring	
Front	Wheels	Rear
	Brand	
	Type	
	Offset	
Front	Tire	Rear
	Brand	
	Type	
	Degree	
Front	Anti Roll	Rear
	Bar	



GLA

1:27 4WD

Giulia